


Mrs. Rohde's Room



CLASS PROCEDURES



TODAY'S AGENDA

1. Classroom Procedures

2. Class Syllabus

STARTING CLASS



**WHAT SHOULD WE DO
WHEN WE ENTER
CLASS?**



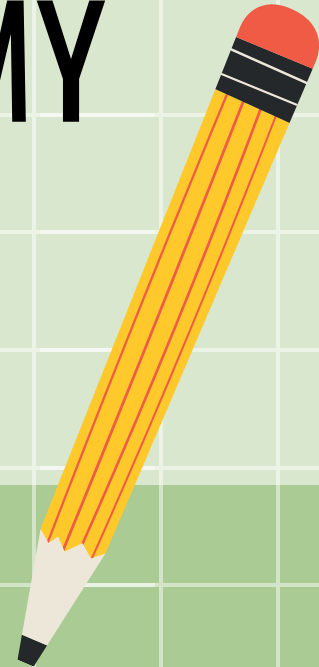
WHEN ENTERING CLASS...

- Make sure technology is off and stowed
- Grab your journal from the book case and any papers from lab table 1
- Sit in your assigned seat immediately
- Get out any homework you have
- Begin working on the activator





**IN THE
CLASSROOM...**




**WHAT SHOULD I
DO IF I LOSE MY
PENCIL?**







IF I LOSE MY PENCIL...

-  Ask a friend to borrow one
-  Check the supply caddy at your table
-  Check the extra pencil bin
-  Wait until I'm done teaching then ask me

**WHAT SHOULD I
BE DOING DURING
LEARNING TIME?**








DURING LEARNING TIME I SHOULD...

-  Be actively listening to the speaker
-  Take notes in your journal of new concepts
-  Ask questions
-  Participate in the learning opportunities



**WHAT SHOULD I
DO IF I FINISH MY
WORK EARLY?**





IF I FINISH MY WORK EARLY...

-  Check my work
-  Help someone at my table with their work
-  Work on Homework if you have any
-  Work on Science Fair
-  Work on Reassessment plan if necessary

**WHAT SHOULD I DO
IF I'M STUCK ON AN
ASSIGNMENT?**



IF I'M STUCK ON AN ASSIGNMENT...

-  Ask your neighbor for help
-  Ask your table for help
-  Raise your hand for teacher help
-  Come to tutoring after school

WHAT IF I NEED TO LEAVE THE CLASSROOM?








IF I NEED TO LEAVE...

- Wait until after the first 15 minutes of class
- Grab the appropriate pass from the front of the room
- Fill it out with an Expo marker
- Hold up the pass and wait for me to come sign it
- Return to class promptly afterwards. You should not be gone more than 5 min.

HOW DO I TRANSITION FROM ONE ACTIVITY TO ANOTHER








WHEN TRANSITIONING

-  Wait until all directions are finished before moving
-  Move to the required work place quickly and quietly
-  Read the directions
-  Begin working as soon as you arrive to your workspace
-  Collaborate effectively with your team when you get there.



**I'M HAVING A BAD
DAY... WHAT
SHOULD I DO?**





IT'S GOING TO BE OK :)

-  Tell me if you are having a bad day please and I will try to be patient with you
-  If you need quiet/ space tell me and I will try to accommodate
-  Try to participate as much as you are able
-  Do not take your feelings out on your classmates
-  Be kind to yourself. We all have bad days, just keep doing the best you can.

CLASSROOM REWARDS



CLASS DOJO

-  Earn points for participating and doing good stuff
-  Those points can be cashed in for a menu of prizes
-  You can cash out points whenever (so long as I'm not teaching)
-  Points reset every semester

CLASSROOM CONSEQUENCES



NOT MEETING EXPECTATIONS WILL RESULT IN...

1st Offense- Redirection/ Warning/ Loss of Dojo Points

2nd Offense – Teacher/ Student Conference/ Loss of DoJo Points

3rd Offense- Relocation/ Parent Call/ Loss of Dojo Points

4th Offense- After School Detention

5th Offense- Referral

TEAM ROHDE

In this class we are a team. We are ...

R- Respectful

O-Openminded

H-Honest

D- Dedicated

E- Engaged